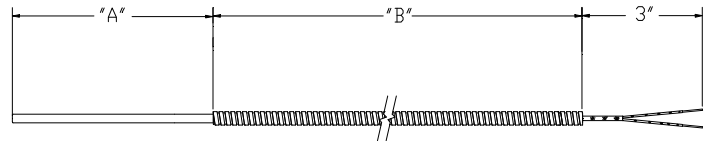


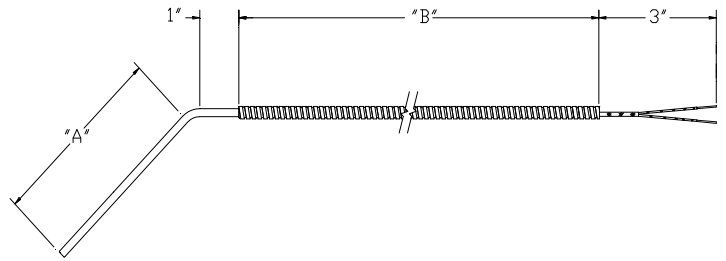
# IMMERSION TYPE THERMOCOUPLES

## IMMERSION TYPE

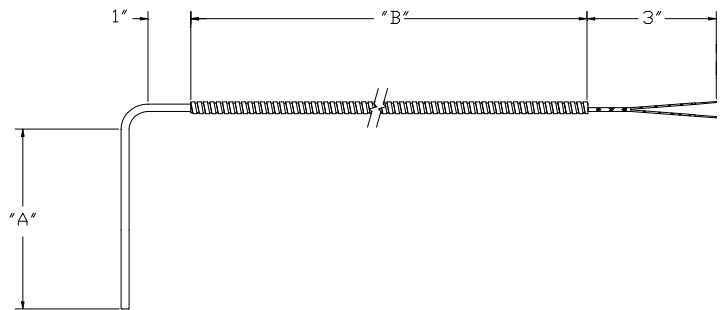
Model No. W55 — Straight



Model No. W56 — 45 Degree Bend



Model No. W57 — 90 Degree Bend



# IMMERSION TYPE SELECTION TABLES

## IMMERSION TYPE

