

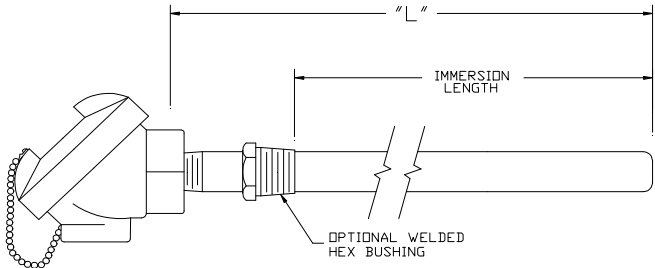
BASE METAL PIPE TYPE THERMOCOUPLES

HEAD TYPE

Screw Cover Heads

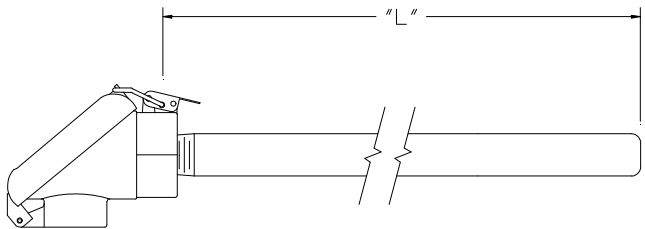
Model No. **P10** — Cast Aluminum Head

Model No. **P11** — Cast Iron Head



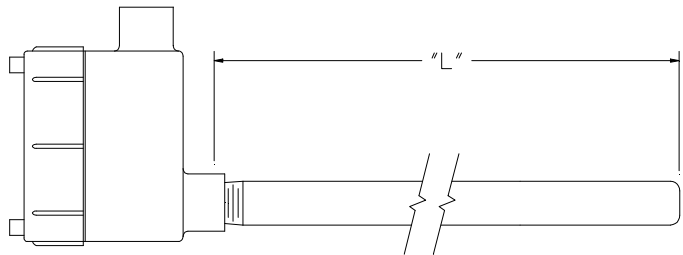
Flip-Top Heads

Model No. **P13** — Cast Aluminum Head



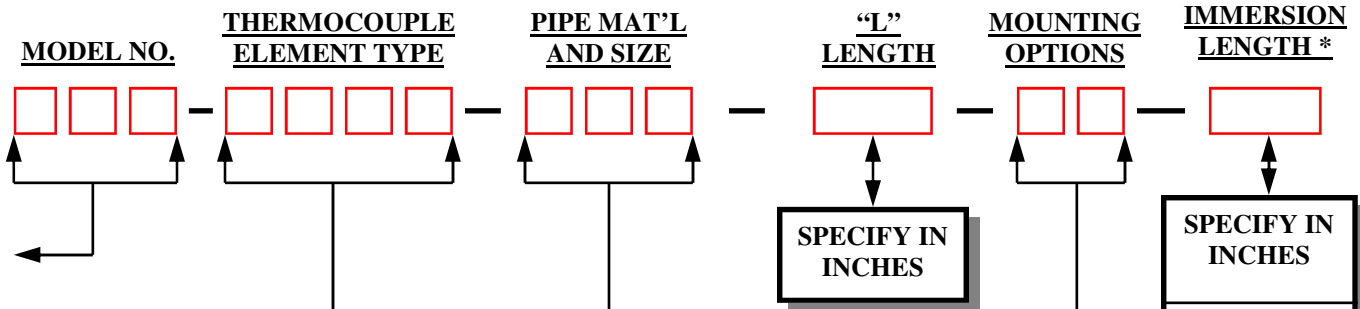
Explosion Proof Heads

Model No. **P15** — Cast Aluminum



PIPE TYPE PART NUMBER SELECTION TABLES

HEAD TYPE



ELEMENT TYPE CODES		
TYPE	SIMPLEX	DUPLEX
"K" - 8 GA.	K108	K208 *
"K" - 14 GA.	K114	K214
"K" - 20 GA.	K120	K220
"J" - 8 GA.	J108	J208 *
"J" - 14 GA.	J114	J214
"J" - 20 GA.	J120	J220
"E" - 8 GA.	E108	E208 *
"E" - 14 GA.	E114	E214
"E" - 20 GA.	E120	E220

* Only with 3/4" IPS or larger pipe size

PIPE MATERIAL AND SIZE CODES						
PIPE SIZE	MATERIAL TYPE					
	IPS	304SS	316SS	310SS	446SS	INCONEL
1/2"	13A	13B	13C	13F	13D	13S
3/4"	17A	17B	17C	17F	17D	17S
1"	21A	21B	21C	21F	21D	21S
SCH 40 STD.	Other sizes and materials available upon request					

MOUNTING OPTION CODES	
0	NONE
CS	WELDED CARBON STEEL BUSHING *
SS	WELDED STAINLESS STEEL BUSHING *
FL	ADJUSTABLE FLANGE

*Bushings are next larger pipe size (Standard)