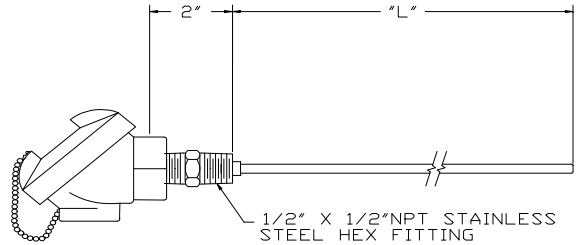


RTD ASSEMBLIES

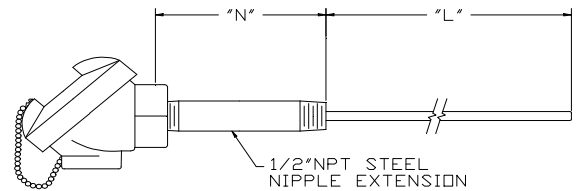
INDUSTRIAL PROCESS TYPE (SPRING-LOADED ELEMENTS)

Screw-Cover Heads

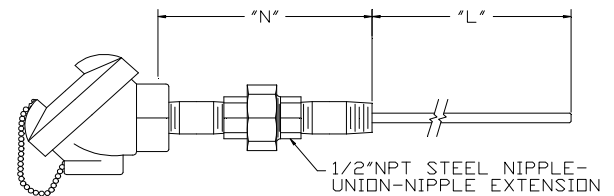
Model No. **R40** — Cast Aluminum Head w/ Stainless Steel 1/2" X 1/2" NPT Hex Fitting



Model No. **R41** — Cast Aluminum Head w/ Steel Nipple Extension



Model No. **R42** — Cast Aluminum Head w/ Steel Nipple-Union-Nipple Extension

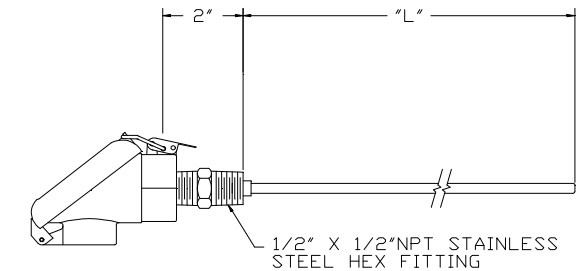


Model No. **R43** — Cast Aluminum Head w/ Steel Nipple-Union Extension

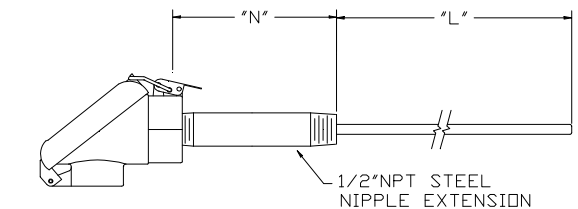
Model No. **R45** — Plastic Head w/ Stainless Steel 1/2" X 1/2" NPT Hex Fitting

Flip-Top Heads

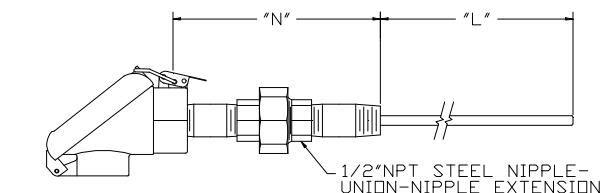
Model No. **R46** — Cast Aluminum Head w/ Stainless Steel 1/2" X 1/2" NPT Hex Fitting



Model No. **R47** — Cast Aluminum Head w/ Steel Nipple Extension



Model No. **R48** — Cast Aluminum Head w/ Steel Nipple-Union-Nipple Extension

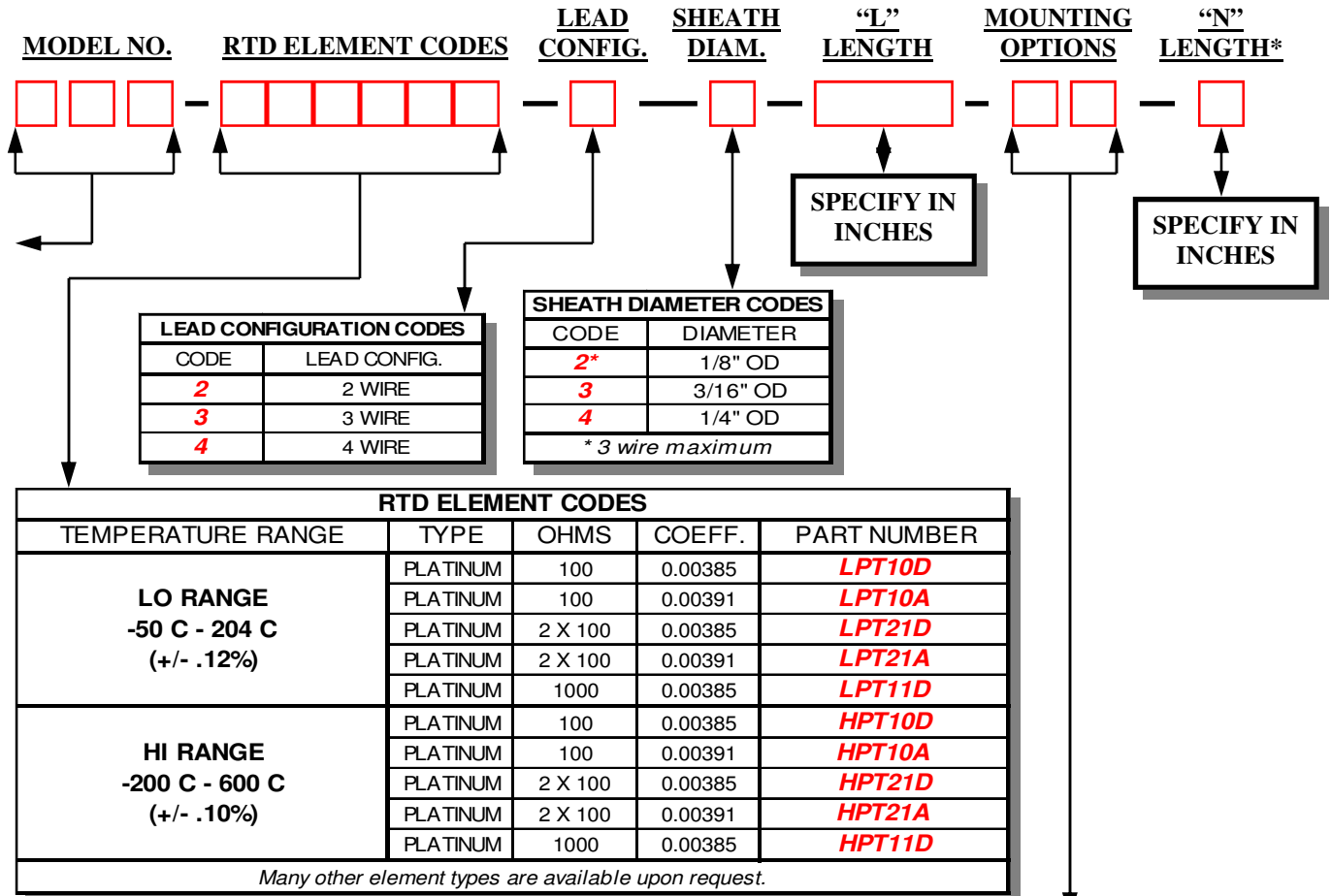


Model No. **R39** — Cast Aluminum Head w/ Steel Nipple-Union Extension

Model No. **R49** — Plastic Head w/ Stainless Steel 1/2" X 1/2" NPT Hex Fitting (FDA Approved)

RTD TYPE PART NUMBER SELECTION TABLES

INDUSTRIAL PROCESS TYPE



NOTES:

*All "N" dimensions are nominal due to thread engagement variances.

All elements are spring loaded unless otherwise requested.

"Nipple Extension" option selections are available on R41 and R47 only.

"Nipple-Union-Nipple Extension" option selections are available on R42 and R48 only.

"Nipple-Union Extension" option selections are available on R43 and R44 only.

"1/2" x 1/2"NPT Hex Fitting" option selections are available on R40,R45, R46 and R49 only. "N" is always 2" for 1/2" x 1/2"NPT fitting.

EXTENSION OPTION CODES		
CODE	NPT	DESCRIPTION
N2	1/2"	STEEL NIPPLE
N3	3/4"	STEEL NIPPLE
T2	1/2"	STEEL NIPPLE - UNION
T3	3/4"	STEEL NIPPLE - UNION
U2	1/2"	STEEL NIPPLE - UNION - NIPPLE
U3	3/4"	STEEL NIPPLE - UNION - NIPPLE
HS	1/2"	1/2" X 1/2"NPT HEX STAINLESS FTG

Other lengths and options available upon request